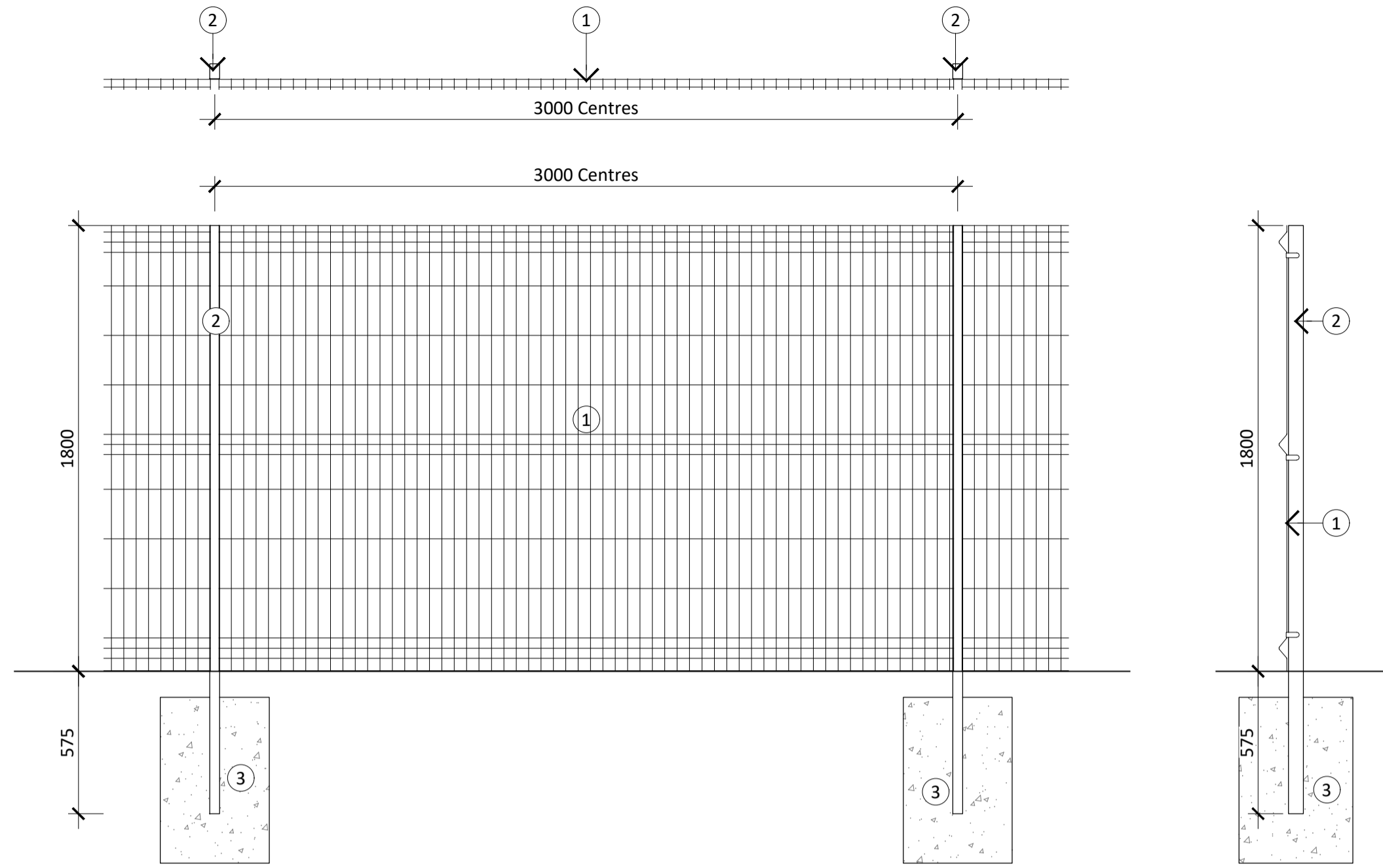


Copyright. All Rights Reserved.
 This work is copyright and cannot be re-produced or copied in any form or by any means (graphic, electronic, or mechanical including photocopying) without the written permission of the originator. Any license, express or implied, to use this document for any purpose whatsoever is restricted to the terms of the agreement or implied agreement between the originator and the instructing party.
 Unless otherwise stated all dimensions are in millimeters. Where dimensions are not given, drawings must not be scaled and the matter must be referred to the Landscape Architect. If the drawing includes conflicting details/dimensions the matter must be referred to the Landscape Architect. All dimensions must be checked on site. The Landscape Architect must be informed, by the Contractor, of any discrepancies before work proceeds.
 THIS DRAWING IS TO BE READ IN CONJUNCTION WITH RELEVANT CONSULTANT'S DRAWINGS.

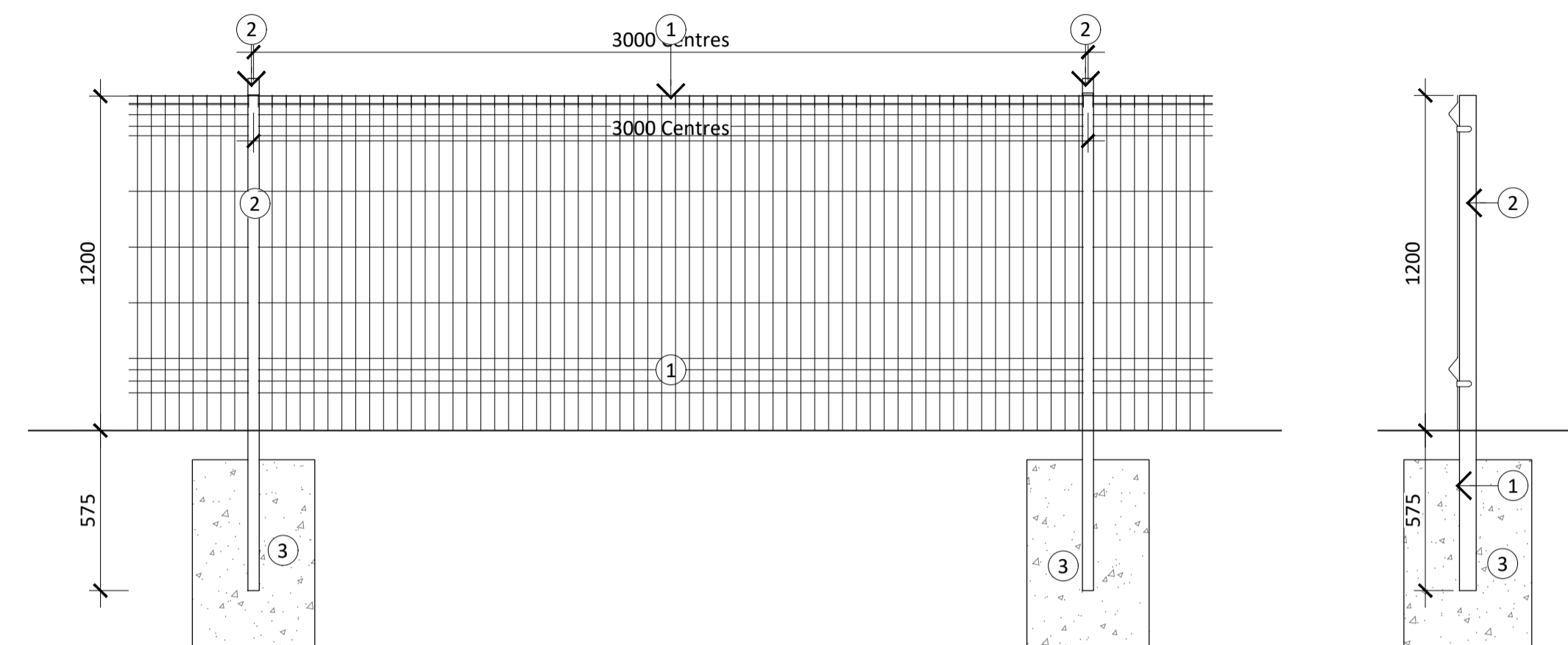


SECTION Note: All sub-bases to be confirmed by engineer

- LEGEND:**
- Paladin Weldmesh fencing. 1800mm high. Powder coated finish, colour TBC
 - Weldmesh fence post at 3000mm centres. Powder coated finish, colour TBC
 - Concrete foundations, to Engineer's specification.

01 | 1.8m HIGH PALADIN WELDMESH FENCE
 Plan and Section

Scale 1:20



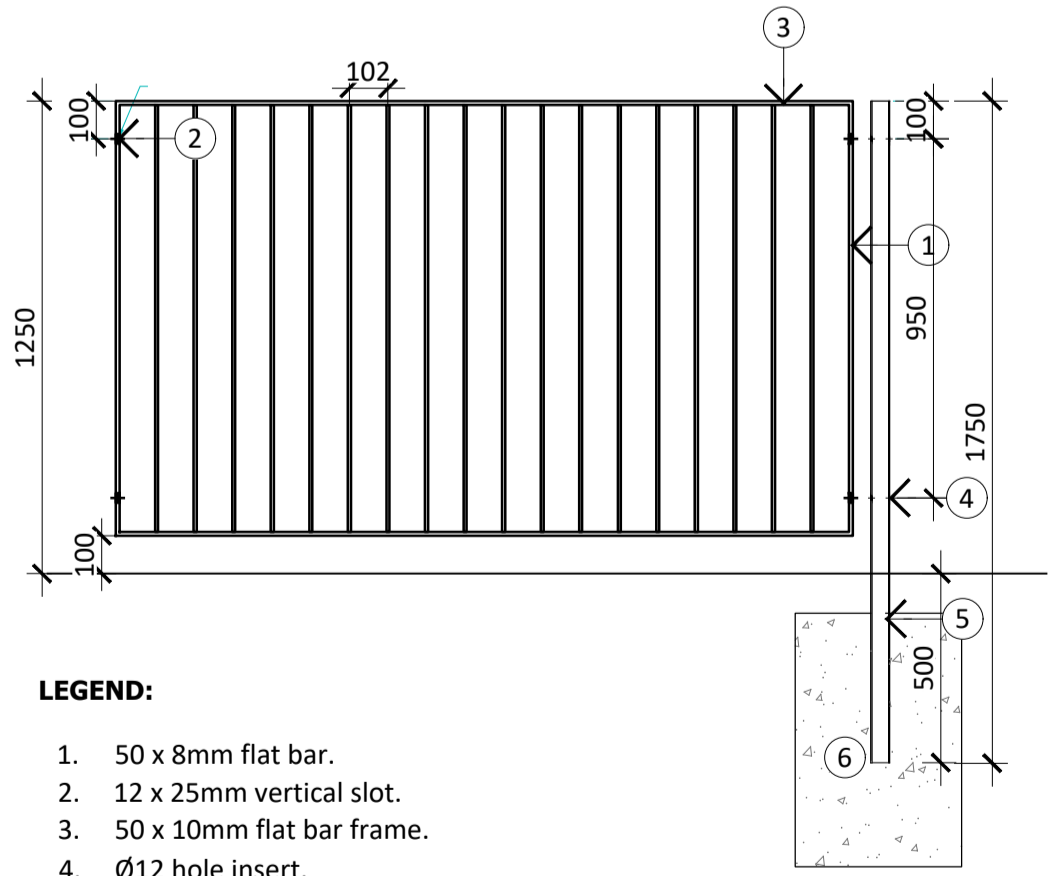
SECTION Note: All sub-bases to be confirmed by engineer

- LEGEND:**
- Paladin Weldmesh fencing. 1200mm high. Powder coated finish, colour TBC
 - Weldmesh fence post at 3000mm centres. Powder coated finish, colour TBC
 - Concrete foundations, to Engineer's specification.

Note: Contractor shall provide details with a 2m high & 1m wide gate for both locations.

02 | 1.2m HIGH PALADIN WELDMESH FENCE
 Typical Detail

Scale 1:20



- LEGEND:**
- 50 x 8mm flat bar.
 - 12 x 25mm vertical slot.
 - 50 x 10mm flat bar frame.
 - Ø12 hole insert.
 - SH550x50x3mm post with black plastic cap on top.
 - Concrete foundation to manufacturer's requirements.

Product reference: Rimini fencing by Lang + Fulton or similar in all regards. Mild steel with hot dipped galvanized finish. RAL 7022.

03 | 1.25m HIGH RAILING
 Typical Detail

Scale 1:20

PLANNING	CT	17.03.22	P01
Revision Details	AB	Date	Rev
	By		
	Check		

Status: PLANNING



Hawarden House, 163 Upper Newtownards Road, Belfast, BT4 3HZ
 T: +44 (0)28 9029 8020 E: info@parkhood.com parkhood.com

Client : Tiznow Property Company Limited (Comer Group Ireland)

Project: City Park Development at the Former Tedcastles Site, Centre Park Road, Cork City

Title: Landscape Details - Boundaries

Scale@A1: 1:20 Date: March 2022

Dwg.no: 7248-L-2902